

FGP LIMITED

Regd. Off. : Commercial Union House, 9, Wallace Street.
Fort, Mumbai - 400 001.
Tel : 2207 0273 / 2201 5269
Email : fgpltd03@gmail.com ♦ Website : www.fgpltd.in
CIN : L26100MH1962PLC012406

May 25, 2016

The General Manager
BSE Limited
Phiroze Jeejeebhoy Towers,
Dalal Street,
Mumbai 400 001

Re: Scrip Code: 500142

Sub: Audited Financial Results for the quarter and year ended March 31, 2016

Dear Sir,

The Board of Directors of the Company, has at its meeting held today, approved the Audited Financial Results for the quarter and year ended March 31, 2016. The meeting commenced at around 03:30 p.m. and concluded around 06:15 p.m.

Pursuant to Regulation 33 of SEBI (Listing Obligations and Disclosure Requirements) Regulations, 2015, please find enclosed herewith the following documents, duly approved by the Board of Directors at its meeting held today:


- a. Audited Financial Results for the quarter and year ended March 31, 2016 alongwith the Auditors Report; and
- b. Form A (for audit report with unmodified opinion)

Further, it is informed that the Board of Directors of the Company has not recommended any dividend for the financial year ended March 31, 2016.

Kindly take the same on record and acknowledge the receipt.

Thanking you

Yours faithfully
For FGP Limited


Aayushi Mulasi
Company Secretary

Encl: As above

V. S. Somani & Co.

Chartered Accountants

17, Dattatva Society, Dasturwadi,

M.M.G.S. Marg, Dadar- (E)

Mumbai – 400 014. India

Tel : 91-22-32586162

E- Mail : vidyadhar@cavssomani.com

Auditors' Report on Quarterly Financial Results and Year to Date Results of FGP Limited Pursuant to the Regulation 33 the SEBI (Listing Obligations and Disclosure Requirement) Regulations, 2015

The Board of Directors,
FGP Limited,
9, Commercial Union House,
Wallace Street,
Mumbai – 400 001.

1. We have audited the quarterly financial results of **FGP Limited ('the Company')**, for the Quarter ended March, 31 2016 and the year to date financial results for the period from April 01,2015 to March, 31 2016, attached herewith, being submitted by the Company pursuant to the Regulation 33 the SEBI (Listing Obligations and Disclosure Requirement) Regulations, 2015. These quarterly financial results as well as year to date financial results have been prepared on the basis of interim financial statements which are the responsibility of the Company's Management. Our responsibility is to express an opinion on these financial results based on our audit of such, Interim Financial Statements, which have been prepared in accordance with the recognition and measurement principles laid down in Accounting Standard for Interim Financial Reporting (AS) 25, prescribed under section 133 of the Companies Act, 2013 read with relevant rules issued there under and other accounting principles generally accepted in India.
2. We conducted our audit in accordance with the auditing Standards generally accepted in India. Those Standards require that we plan and perform the audit to obtain reasonable assurance about whether the financial statements are free of material misstatement. An audit includes examining on test basis, evidence supporting the amounts supporting the amounts disclosed in the financial results. An audit also includes assessing the accounting principles used and significant estimates made by the management. We believe that our audit provides the reasonable basis for opinion.
3. In our opinion and to the best of our information and explanations given to us, these quarterly and year to date financial results:
 - i. have been presented in accordance with requirements of Regulation 33 the SEBI (Listing Obligations and Disclosure Requirement) Regulations, 2015; and
 - ii. give a true and fair view of the net loss and other financial information for the quarter ended March 31, 2016 and as well as year to date results for the period from April 01, 2015 to March 31, 2016.

For **V. S. SOMANI & CO.,**
Chartered Accountants
Firm Registration No.: 117589W



CA. VIDYADHAR SOMANI
Proprietor
Membership No: 102664

Place: Mumbai
Date :May 25, 2016

FGP LIMITED

Regd. Office: 9, Wallace Street, Fort, Mumbai- 400 001.

Web Site : www.fgpltd.in, Email ID- fgpltd03@gmail.com, CIN- L26100MH1962PLC012406

Audited Financial Results for the year and last quarter ended 31st March, 2016

| PARTICULARS | | [₹ In Lacs except EPS] | | | | |
|-------------|--|--|---|--|-------------------------------------|--------------------------------------|
| | | 3 months ended in the current year | Preceeding 3 months ended in the current year | Corressponding 3 months in previous year | Current accounting year ended | Previous accounting year ended |
| | | 31/3/2016 | 31/12/2015 | 31/3/2015 | 31/3/2016 | 31/3/2015 |
| | | Unaudited | Unaudited | Unaudited | Audited | Audited |
| 1 | Income from Operations | | | | | |
| | (a) Net Sales/ Income from Operations | 3.15 | 3.15 | 1.70 | 12.60 | 9.80 |
| | (b) Other Operating Income | 1.23 | 0.13 | 2.83 | 3.24 | 11.25 |
| | Total Income from Operations (Net) | 4.38 | 3.28 | 4.53 | 15.84 | 21.05 |
| 2 | Expenses | | | | | |
| | (a) Cost of Materials consumed | - | - | - | - | - |
| | (b) Purchase of stock-in-trade | - | - | - | - | - |
| | (c) Change in inventories of finished goods, work-in-progress and stock-in-trade | - | - | - | - | - |
| | (d) Employee benefits expenses | 9.51 | 2.26 | 5.30 | 16.71 | 13.73 |
| | (e) Depreciation & amortisation expenses | 0.04 | 0.04 | 18.74 | 0.16 | 19.61 |
| | (f) Professional & Retainer expenses | 9.46 | 3.24 | 6.49 | 29.73 | 17.14 |
| | (g) Electricity expenses | 2.45 | 3.16 | 2.27 | 14.95 | 13.18 |
| | (h) Provision for Bad and Doubtful Debts | - | - | (7.97) | - | - |
| | (i) Provision for Diminution in value of investments | 9.62 | - | - | 9.62 | - |
| | (j) Other expenses | 3.62 | 4.02 | 3.65 | 23.11 | 22.10 |
| | Total expenses | 34.70 | 12.72 | 28.48 | 94.28 | 85.76 |
| 3 | Profit/(Loss) from operations before other income, finance cost and exceptional items (1-2) | (30.32) | (9.44) | (23.95) | (78.44) | (64.74) |
| 4 | Other Income | - | 4.65 | 22.30 | 17.62 | 36.76 |
| 5 | Profit/(Loss)from Ordinary Activities before finance cost and exceptional items (3+4) | (30.32) | (4.79) | (1.65) | (60.82) | (27.95) |
| 6 | Finance Cost | - | - | - | - | - |
| 7 | Profit/(Loss)from Ordinary Activities after finance cost and exceptional items (5-6) | (30.32) | (4.79) | (1.65) | (60.82) | (27.95) |
| 8 | Exceptional items | - | - | - | - | - |
| 9 | Profit/(Loss)from Ordinary Activities before tax (7+8) | (30.32) | (4.79) | (1.65) | (60.82) | (27.95) |
| 10 | Tax expenses | - | - | 5.92 | - | 5.92 |
| 11 | Net Profit (+)/(Loss) (-) from Ordinary Activities after tax (9-10) | (30.32) | (4.79) | (7.57) | (60.82) | (33.87) |
| 12 | Extraordinary items (net of tax expenses) | - | - | - | - | - |
| 13 | Net Profit (+)/(Loss) (-) for the period (11-12) | (30.32) | (4.79) | (7.57) | (60.82) | (33.87) |
| 14 | Share of Profit / (Loss) of associates | - | - | - | - | - |
| 15 | Minority Interest | - | - | - | - | - |
| 16 | Net Profit / (Loss) after taxes, minority interest and share of Profit/(Loss) of associates (13+14+15) | (30.32) | (4.79) | (7.57) | (60.82) | (33.87) |
| 17 | Paid up equity share capital (Face Value of ₹ 10/- each) | 1189.51 | 1189.51 | 1189.51 | 1189.51 | 1189.51 |
| 18 | Reserves excluding Revaluation Reserves as per balance sheet of previous accounting year. | - | - | - | (779.92) | (719.10) |
| 19-I | Earning per Share (before extraordinary items) (of ₹ 10/- each) (not annualised) | | | | | |
| | (a) Basic | (0.25) | (0.04) | (0.06) | (0.51) | (0.28) |
| | (b) Diluted | (0.25) | (0.04) | (0.06) | (0.51) | (0.28) |
| 19-II | Earning per Share (after extraordinary items) (of ₹ 10/- each) (not annualised) | | | | | |
| | (a) Basic | (0.25) | (0.04) | (0.06) | (0.51) | (0.28) |
| | (b) Diluted | (0.25) | (0.04) | (0.06) | (0.51) | (0.28) |



FGP LIMITED

| Statement of Assets and Liabilities as at March 31, 2016 | | | | |
|--|--|--|----------------------------------|-----------------------------------|
| [₹ In Lacs] | | | | |
| | Standalone Statement of Assets and Liabilities | | As at | As at |
| | Particulars | | Current year ended on 31/03/2016 | Previous year ended on 31/03/2015 |
| A | EQUITY AND LIABILITIES | | Audited | Audited |
| | 1 | Shareholders Funds : | | |
| | | (a) Share Capital | 1189.51 | 1189.51 |
| | | (b) Reserves and Surplus | (779.92) | (719.10) |
| | | (C) Money received against share | - | - |
| | | Sub-Total Shareholder's Fund | 409.59 | 470.41 |
| | 2 | Share application money pending allotment | - | - |
| | 3 | Non-current liabilities | | |
| | | (a) Long -term borrowings | - | - |
| | | (b) Deferred tax liabilities (net) | - | - |
| | | (c) Other Long -term liabilities | - | - |
| | | (d) Long - term Provisions | - | - |
| | | (e) Long -term provisions | - | - |
| | | Sub - Total -Non - Current Liabilities | - | - |
| | 4 | Current Liabilities | | |
| | | (a) Short - term borrowings | - | - |
| | | (a) Long - term borrowings | - | - |
| | | (b) Trade payables | 8.66 | 4.79 |
| | | (c) Other Current liabilities | 0.35 | 0.64 |
| | | (d) Short- term provisions | 4.69 | 4.69 |
| | | Sub-Total-Current Liabilities | 13.70 | 10.12 |
| | | TOTAL - EQUITY AND LIABILITIES | 423.29 | 480.53 |
| B | ASSETS | | | |
| | 1 | Non - Current Assets | | |
| | | (a) Fixed assets | 1.83 | 1.99 |
| | | (b) Non - Current investments | - | - |
| | | (c) Long -Term loans and advances | - | - |
| | | (d) Deferred tax assets (net) | - | - |
| | | (e) Other non-current assets | - | - |
| | | Sub Total -Non-Current Assets | 1.83 | 1.99 |
| | 2 | Current Assets | | |
| | | (a) Current Investments | 345.67 | 350.00 |
| | | (b) Inventories | - | - |
| | | (c) Trade receivables | 0.13 | 0.90 |
| | | (d) Cash and Bank equivalents * | 11.73 | 67.01 |
| | | (e) Short -Term loans and advances | 63.93 | 60.63 |
| | | (f) Other current assets | - | - |
| | | Sub - Total - Current Assets | 421.46 | 478.54 |
| | | TOTAL - ASSETS | 423.29 | 480.53 |

* Cash & Cash equivalents represents cash and Bank balance

Notes:

- 1 The above figures have been reviewed by the Audit Committee and approved by the Board of Directors at their meeting held on 25th May, 2016.
- 2 The Statutory Auditor of the Company has conducted a Review of the above Financial Results.
- 3 The Company operates only in segment "Business Centre".
- 4 The figures have been regrouped/rearranged wherever necessary to confirm to current period's classification.

**On Behalf of Board of Directors
For FGP Limited**


 Kishore Shete
 Wholetime Director & CFO

Place: Mumbai
Date: May 25, 2016


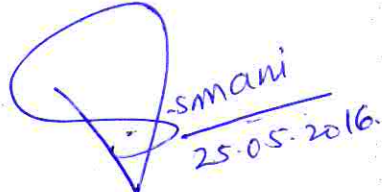



FGP LIMITED

Regd. Off. : Commercial Union House, 9, Wallace Street.
Fort, Mumbai - 400 001.
Tel : 2207 0273 / 2201 5269
Email : fgpltd03@gmail.com • Website : www.fgpltd.in
CIN : L26100MH1962PLC012406

Form A

Form of the Annual Audit Report to be filed with the Stock Exchange

| | | |
|----|--|--|
| 1. | Name of the Company | FGP Limited |
| 2. | Annual Financial Statements (Standalone and Consolidated) for the year ended | March 31, 2016 |
| 3. | Type of Audit Observation | Unqualified |
| 4. | Frequency of Observation | Not Applicable |
| 5. | To be signed by: | |
| | Whole-time Director and CFO* |  Kishore Shete |
| | Auditor of the Company |  Mr. Vidyadhar Somani, Proprietor, Membership No: 102664 M/s. V.S. Somani & Co., Chartered Accountants, Firm Registration No.:117589W |
| | Audit Committee Chairman |  H.C. Dalal |

*Since there is no CEO/ Managing Director in the Company, the Form has been signed by the Whole-time Director and Chief Financial Officer of the Company.